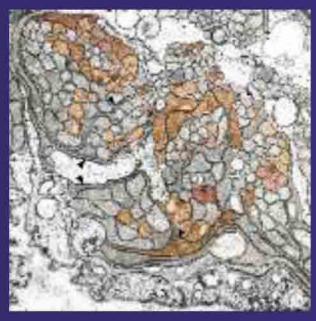
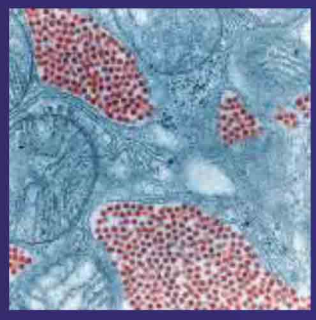

# Gilder Grids

## precision mesh technology


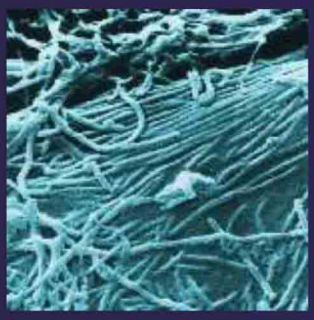
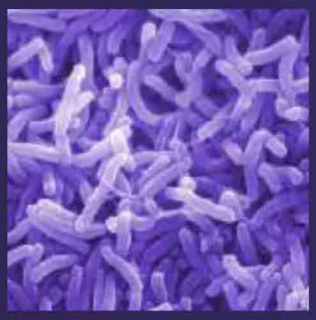
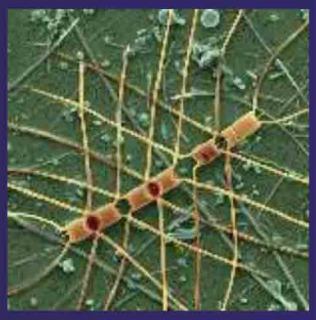

# Gilder Grids

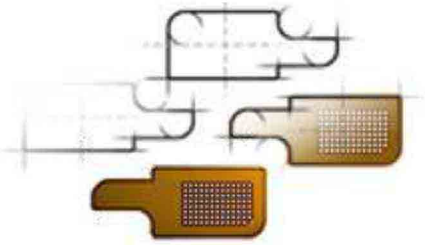

We manufacture a large range of specimen and support grids for electron microscopy, in a range of materials. Our products are made using the latest electroforming and etching technologies, enabling very fine bars and features to be achieved.

We also provide a custom made service for small components, either for small prototype or large production runs. Large stocks are held to provide a quick delivery on all our standard products.



## Product and Service Features:

- Well defined grid bars
- Matt shiny side difference
- Packaged in custom anti-static vials (conductive polymer)
- Colour coded labels
  - Cu – Red/Brown
  - Cu/Pd – Grey
  - Ni – Blue
  - Au – Green
  - Mo – Grey
- No minimum order & free delivery in the UK

When ordering please specify GRID TYPE, MATERIAL & SIZE.

Alternatively use our order code:
TYPE followed by MATERIAL CODE followed by SIZE
Eg. G200-C3 = G200 in copper. 3.05 mm diameter.

Please refer to the chart on the last page for availability.

Gilder Grids, Withambrook Industrial Park, Londonthorpe Road, Grantham, Lincs, NG31 9ST. United Kingdom
Tel: +44 (0)1476 560052 Fax: +44 (0)1476 568165 Email: sales@gildergrids.co.uk Web: www.gildergrids.co.uk

# Rim & Centre Mark Details

## Standard Mesh Grids

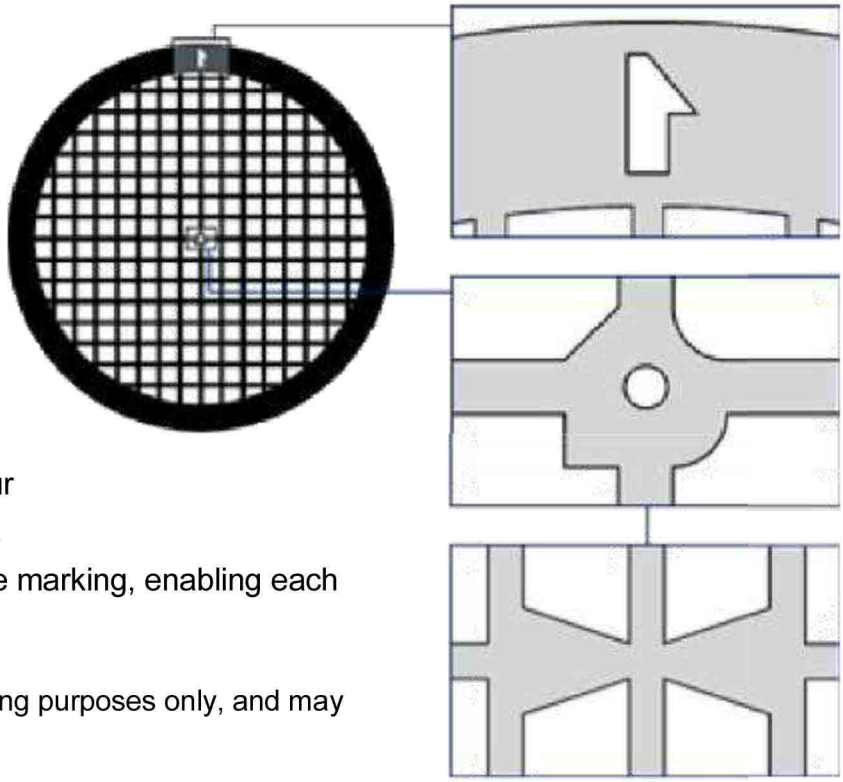

**Rim Mark**

An Asymmetrical mark in the rim allows for precise orientation of the grid, and aids in the identification of each side.

**Centre Mark**

More recent grids have an asymmetrical centre marking, enabling the four quadrants of the grid to be distinguished.
Older grids have a 'reverse arrow' centre marking, enabling each half of the grid to be distinguished.

Note that the central hole is for manufacturing purposes only, and may not appear in the actual grid.

## Fine Mesh Grids

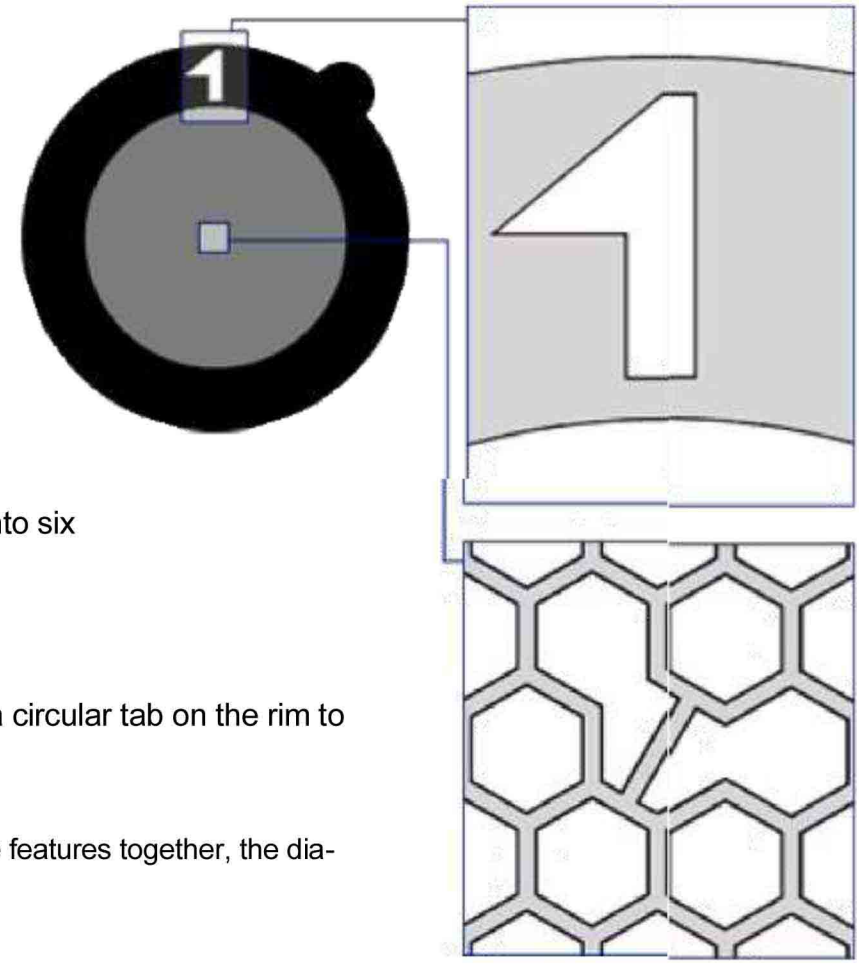

**Rim Mark**

An Asymmetrical mark in the rim similar to that found in the standard mesh grids.

**Centre Mark**

Only some of the 'HH' series of _ne hexagonal mesh grids have this centre marking. It effectively divides the grid into six distinguishable areas.

**Rim Tab**

The older HS and HH grids also have a circular tab on the rim to aid in handling the grid with tweezers.

Note that no grid has all of the above three features together, the diagram is for illustrative purposes.

Gilder Grids, Withambrook Industrial Park, Londonthorpe Road, Grantham, Lincs, NG31 9ST. United Kingdom
Tel: +44 (0)1476 560052 Fax: +44 (0)1476 568165 Email: sales@gildergrids.co.uk Web: www.gildergrids.co.uk

# Square Mesh Grids


G50


G75


G100


G150


G175


G200


G200TH


G200TT

G200T


G250


G300


G400


G600TT

- The grid Type number gives the mesh repeat factor in lines/inch eg. G200 = ~200 lines/inch
- Suf_x TH denotes thickened version
- Suf_x TT denotes thick/thin bar pattern
- Suf_x T denotes a 'Handle'. The handle has been designed to be easily removed. The thickness of metal at the point of attachment of the handle to the rim has been reduced, allowing it to be bent up to 90 degrees. The handle is easily fractured and removed by bending over 90 degrees
- More detailed information is given in the specification chart

Gilder Grids, Withambrook Industrial Park, Londonthorpe Road, Grantham, Lincs, NG31 9ST. United Kingdom
Tel: +44 (0)1476 560052 Fax: +44 (0)1476 568165 Email: sales@gildergrids.co.uk Web: www.gildergrids.co.uk

# Parallel & Rectangular Mesh Grids

G50P

G75P

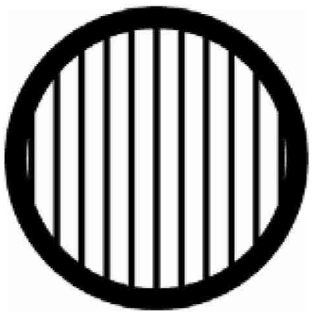
G100P


G150P


G200P


G300P


G400P

G50PB

G75PB


G100PB


G150PB


G200PB


G300PB

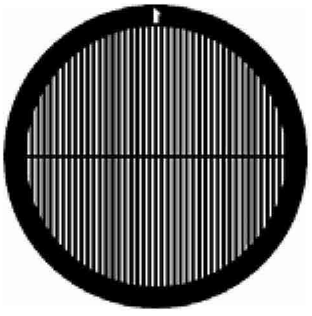
G400PB


G75/300


G100/400

- Parallel bar grids are especially useful for obtaining sequential information from ribbons of sections.
- The grid type number indicates the repeat factor per inch.
- The suffix P indicates straight parallel bars. Suffix PB also has a single bar which crosses at 90 degrees through the centre.

Gilder Grids, Withambrook Industrial Park, Londonthorpe Road, Grantham, Lincs, NG31 9ST. United Kingdom
Tel: +44 (0)1476 560052 Fax: +44 (0)1476 568165 Email: sales@gildergrids.co.uk Web: www.gildergrids.co.uk

# Hexagonal Mesh Grids

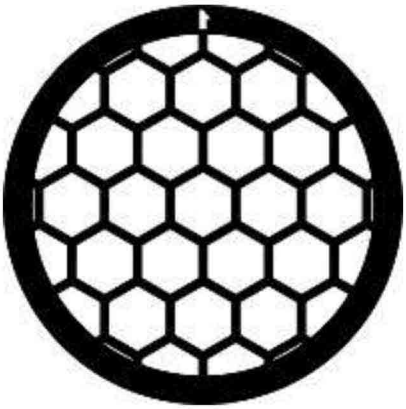

G50HEX

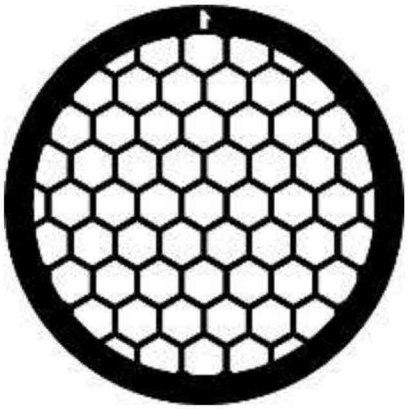

G75HEX



G100HEX



G150HEX



G200HEX



G300HEX



G400HEX

- HEXAGONAL MESH – An alternative to the standard square mesh pattern offering the maximum support factor for any given mesh repeat distance. The grid type number indicates the mesh size in lines/inch

Gilder Grids, Withambrook Industrial Park, Londonthorpe Road, Grantham, Lincs, NG31 9ST. United Kingdom
Tel: +44 (0)1476 560052 Fax: +44 (0)1476 568165 Email: sales@gildergrids.co.uk Web: www.gildergrids.co.uk

# Aperture Grids

GA50



GA75



GA100

GA150

GA200

GA300

GA400

GA500

GA600

GA800

GA1000

GA1500



GA2000

- **The diameter** of the single aperture corresponds to the grid type number eg. GA1000 = 1000 µm aperture

Gilder Grids, Withambrook Industrial Park, Londonthorpe Road, Grantham, Lincs, NG31 9ST. United Kingdom
Tel: +44 (0)1476 560052 Fax: +44 (0)1476 568165 Email: sales@gildergrids.co.uk Web: www.gildergrids.co.uk

# Slot Grids



GS1x0.2



GS1.5x0.3



GS2x0.5



GS2x0.75



GS2x1

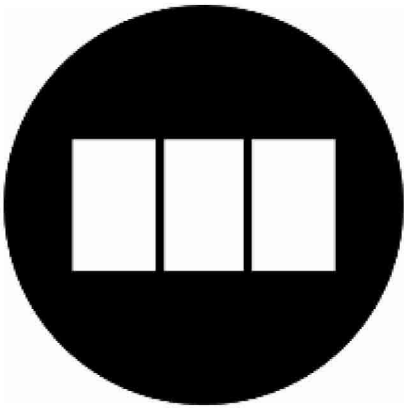

GS2/3X1



GS2x1.5

- The grid type number corresponds to the overall slot size in mm eg. GD2X1 = 2 mm X 1 mm slot.
- The Larger the slot dimension the thicker the grid, rigidity is essential when using formvar/carbon _lms to avoid 'cracking'. The GS2X1 slot grid has an overall thickness of ~50 microns .
- Molybdenum grids are especially useful in ion milling applications because of its resistance to etching.

Gilder Grids, Withambrook Industrial Park, Londonthorpe Road, Grantham, Lincs, NG31 9ST. United Kingdom
Tel: +44 (0)1476 560052 Fax: +44 (0)1476 568165 Email: sales@gildergrids.co.uk Web: www.gildergrids.co.uk

# Fine Hexagonal & Aperture Mesh Grids



G200HH



G300HH



G400HH



G600HH



G600HHS

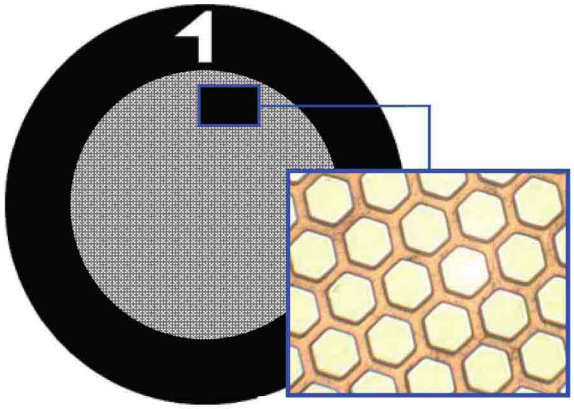

G1000HH

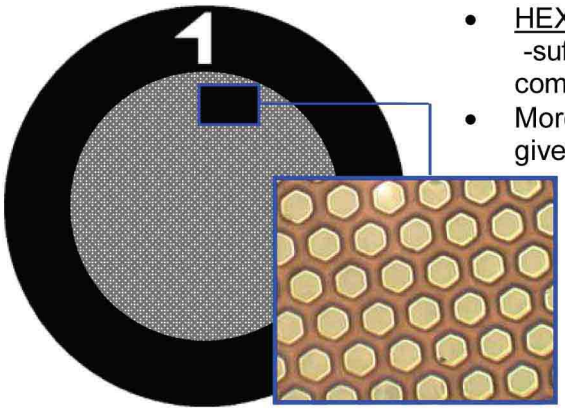

G1500HH

- HEXAGONAL MESH
  -suffix HH & HHS
  comprising of 7 grid types.
- More detailed information is given in the specification chart

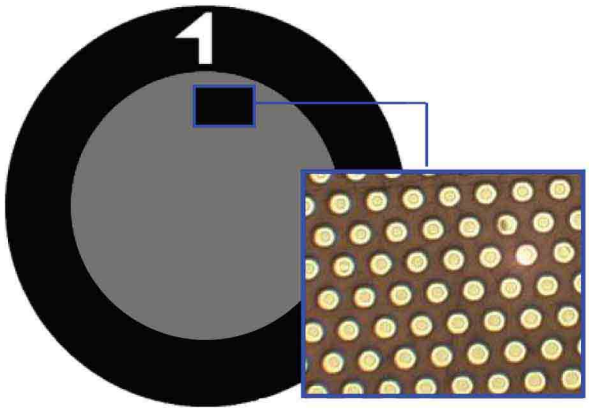

G2000HA - CIRCULAR APRTURE MESH

- Fine bar grids were first developed by us over 35 years ago, since that time we have extended the range to offer solutions in applications where it is important that maximum support plus maximum open area is available f or viewing in the TEM.
- Our 2000 lines/inch grids represent the finest mesh grids that are currently commercially available. They have found use in applications as diverse as vitreous ice(non-crystalline ice) specimen techniques, to x-ray calibration

Gilder Grids, Withambrook Industrial Park, Londonthorpe Road, Grantham, Lincs, NG31 9ST. United Kingdom
Tel: +44 (0)1476 560052 Fax: +44 (0)1476 568165 Email: sales@gildergrids.co.uk Web: www.gildergrids.co.uk

# Fine Square Mesh



G200HS



G300HS



G400HS



G600HSS

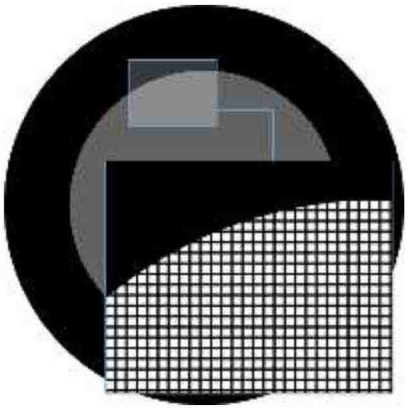

G1000HS

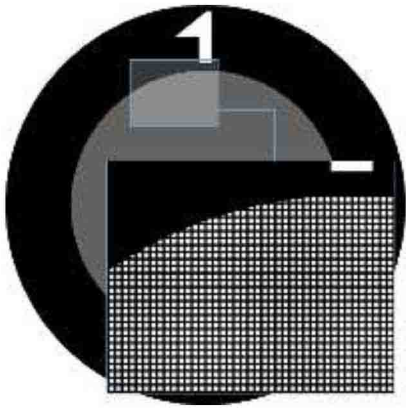

G1500HS

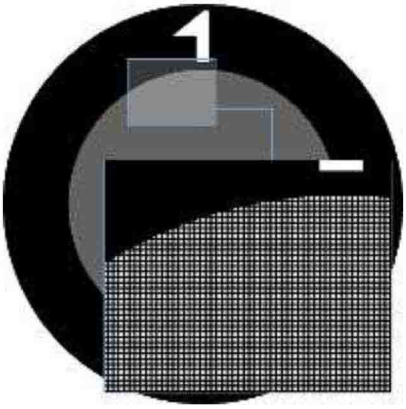

G2000HS

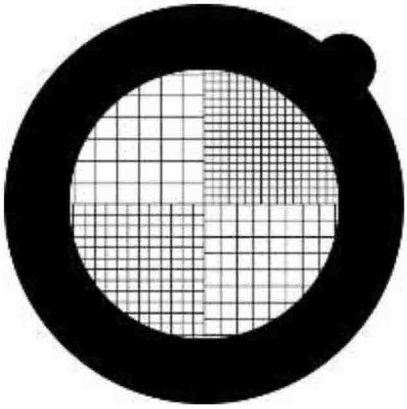

GVHS

- SQUARE MESH – Suffix HS & HSS. Comprising of 8 grid types ranging from 200 lines/inch to an unrivalled 2000 lines/inch.

Gilder Grids, Withambrook Industrial Park, Londonthorpe Road, Grantham, Lincs, NG31 9ST. United Kingdom
Tel: +44 (0)1476 560052 Fax: +44 (0)1476 568165 Email: sales@gildergrids.co.uk Web: www.gildergrids.co.uk

# Double Folding Grids

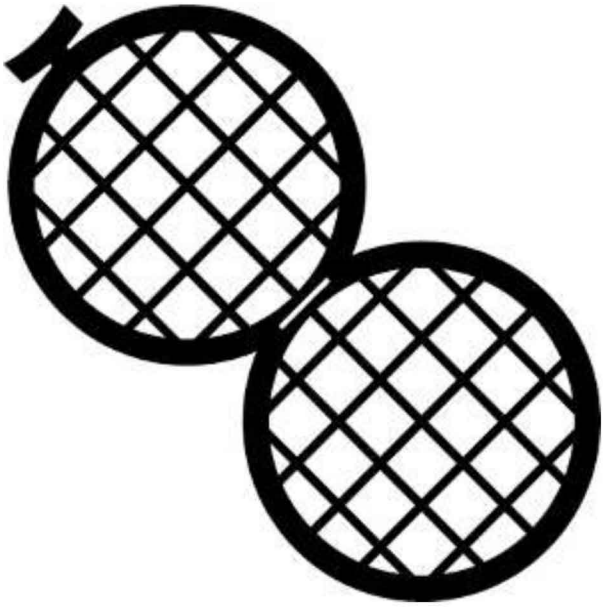

GD50/50

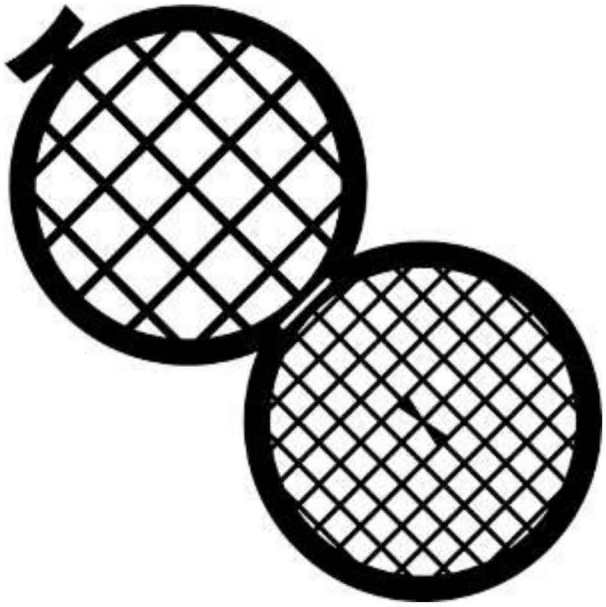

GD50/100



GD100/100



GD100/200

- The grids have a curved securing tab, which folds to the curvature of the ‘sandwiched’ grid.
- Four mesh combinations are available.
- Used mostly In metallurgical applications for supporting thin metal foils

Gilder Grids, Withambrook Industrial Park, Londonthorpe Road, Grantham, Lincs, NG31 9ST. United Kingdom
Tel: +44 (0)1476 560052 Fax: +44 (0)1476 568165 Email: sales@gildergrids.co.uk Web: www.gildergrids.co.uk

# TEM Finder Grids



## G100F1

- **Each** of the 60 grid squares is identified using a base two binary numbering system
- **The** six binary number symbols appear on the bottom grid bars along the horizontal axis
- **Zero** represented by a short pillar and one by a longer pillar



## G200F1

- **An alpha-numerical** code identifies 48 blocks of 6 grid squares, delineated by thicker grid bars.
- **Each** block's code is attached to the baseline of its centre-bottom cell, letters representing rows and numbers representing columns.




## G200F2

- **Alphabetic** identification of 24 blocks of nine grid squares.
- **The Letter** is built into the centre grid square of each block

Gilder Grids, Withambrook Industrial Park, Londonthorpe Road, Grantham, Lincs, NG31 9ST. United Kingdom
Tel: +44 (0)1476 560052 Fax: +44 (0)1476 568165 Email: sales@gildergrids.co.uk Web: www.gildergrids.co.uk

# TEM Finder Grids

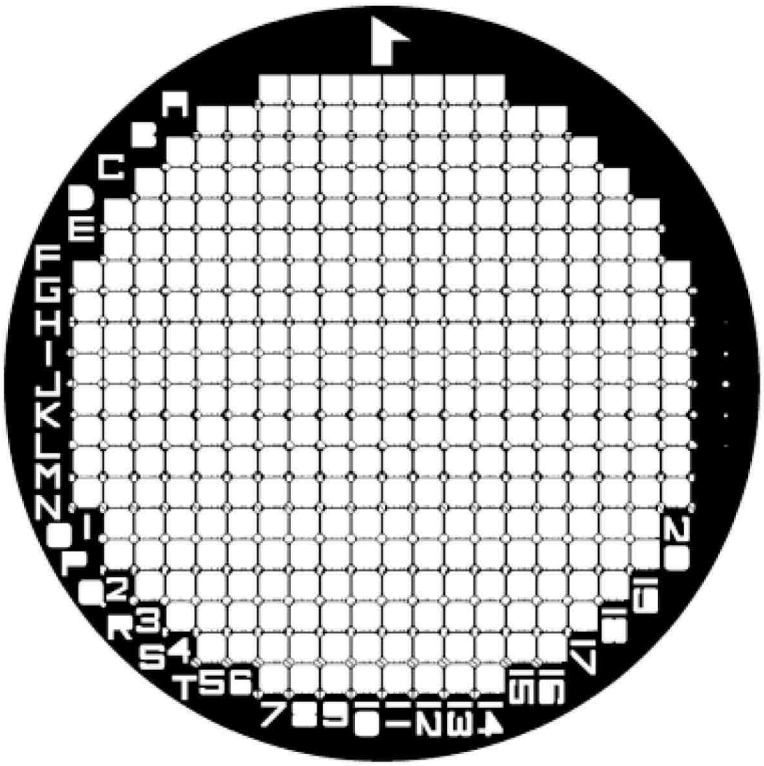

## G200HF3

- **An alphanumeric** code uniquely identifies 322 grid squares
- **At light** microscope level, this code can be referenced from the letters and numbers on the rim of the grid, representing rows and columns respectively.
- **At the electron** microscope level, the row letter is indicated by a symbol to the bottom left of the grid square. The column number is indicated by a binary coding symbol attached to the baseline of the cell.




## G200F4

- **Each grid** rectangle is asymmetrical having different outlines in each corner.
- **The index** feature enables the position of each grid square to be identified by reference to the letters and numbers

Gilder Grids, Withambrook Industrial Park, Londonthorpe Road, Grantham, Lincs, NG31 9ST. United Kingdom
Tel: +44 (0)1476 560052 Fax: +44 (0)1476 568165 Email: sales@gildergrids.co.uk Web: www.gildergrids.co.uk

# SEM Finder Grids - 10mm Ø

## SEMF1

- **Referring** to the annular rim identifies north, south, east and west.
- **The four** quadrant markers are tapered towards the centre
- **100 Radial** sectors are identified by reference to decimal numbers in the annular rim and alphabet letters in the four quadrants

---

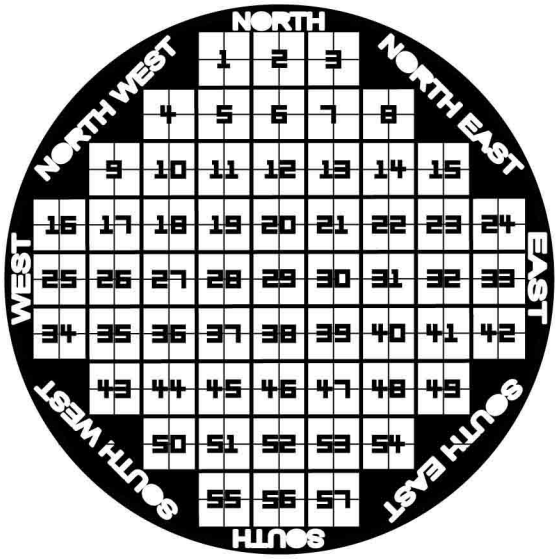


## SEMF2

- **The larger** cells are identified using numbers 1 < 57. Each large cell is sub-divided into 4, making a total of 228 cells.
- **By reference** to the cell number and geographical location each cell can be identified.

---

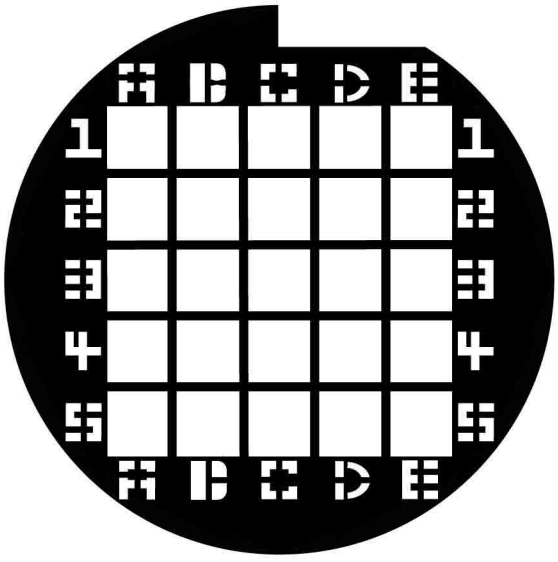

## SEMF3

- **25 cells** are identified by reference to their alpha-numeric position.
- **The large** asymmetric cut out feature in the rim enables the right view to be easily obtained when placing on a SEM stub.

Gilder Grids, Withambrook Industrial Park, Londonthorpe Road, Grantham, Lincs, NG31 9ST. United Kingdom
Tel: +44 (0)1476 560052 Fax: +44 (0)1476 568165 Email: sales@gildergrids.co.uk Web: www.gildergrids.co.uk

# Grid Storage

Our grid boxes are intended for use in both routine grid handling and for long term grid storage. Their ease of use makes them ideal for grid handling and viewing; their high packing density and compact shape, together with their individual Record Card make them well suited for the long term storage of catalogued specimens.

Both boxes are available with – code SB50BN & SB100BN or without - code SB50 & SB100 a unique box number. The number is never repeated.

## SB50 & SB50BN




- The blue arrow at the 12.00 o'clock position indicates the park position for the cover when not in use. This is a _rm 'click' position and cannot be moved accidentally, preventing spillage.
- The clear cover can be rotated smoothly through 360 degrees, exposing a maximum of 2 or 3 diamond shaped holes at any one time.
- The materials have been chosen for their anti-static properties, the clear cover also has self lubricating properties, enabling the cover to move freely whilst remaing in close contact with the face of the base.
- The 50 diamond shaped holes have a alphanumeric referencing system. Each box is supplied with an indexed record card.
- The Storage boxes are designed to be stacked, the base locating precisely over the face of another box.

### SB50 Speci_cations

| | |
|---|---|
| Size | Length 75 mm X Width 65 m X Depth 6.5 mm |
| Weight | 22 grams |
| Materials | Base: ABS-PHAT(Acrylonitrile Butadiene Styrene + Anti-Static Additive)<br>Cover: CAB(Cellulose Acetal Butyrate) |

## SB100 & SB100BN

- The 100 diamond shaped holes have an alphanumeric referencing system.
- Each position has a blue printed letter and number. Blue is chosen for its visibility under normal 'safelight' conditions. Each box is supplied with an indexed record card.
- The clear cover has a central access position reducing the number of grids exposed when selecting any particular grid.
- The materials have been chosen for their anti-static properties; the clear cover also has self lubricating properties, enabling the cover to slide easily.

### SB100 Speci_cations

| | |
|---|---|
| Size | Length 75 mm X Width 65 m X Depth 6.5 mm |
| Weight | 25 grams |
| Materials | Base: ABS-PHAT(Acrylonitrile Butadiene Styrene + Anti-Static Additive)<br>Cover: CAB(Cellulose Acetal Butyrate) |

Gilder Grids, Withambrook Industrial Park, Londonthorpe Road, Grantham, Lincs, NG31 9ST. United Kingdom
Tel: +44 (0)1476 560052 Fax: +44 (0)1476 568165 Email: sales@gildergrids.co.uk Web: www.gildergrids.co.uk

# Embedding Mould - EM5

An innovative new design based on the widely used Ø8 mm size embedding mould. The unique two part design allows for easy removal of resin blocks, as well as incorporating many other advantages over currently available embedding products.

**Type/Order Code - EM5-8A-C/PP**

**2 part - Ø8mm body with 2mm cylindrical cone cap**

**Multiple array**

**EM5-8B/PP 5 Block Ø8mm body. cone cap.**
**Material: Polypropylene**



**EM5-8C-C/PP 5 Block 2mm cylindrical**

**Material: Polypropylene**

- Separate base and tube sections that clip together to form the familiar capsule shape.
- Care should be taken that each component is free of debris before attaching together, to ensure a proper seal.
- Easy removal of resin blocks achieved by simply pulling the mould apart by hand.
- The mould can produce blocks up to 20mm in length, however shorter blocks (˜14mm) allow for easier removal. No razor blades or capsule presses are required.
- The detachable cap section allows for easier access and manipulation of a specimen.
- For more accurate specimen alignment a small amount of resin can be cured or partially cured before clipping to the body and completing the resin block. When fully cured they form strong homogeneous blocks.
- Each mould can be clipped to other moulds, allowing for the creation of trays of desired size. For volatile resins, another cap section can be clipped on to the top of the mould, creating an air tight seal.
- Each cavity is numbered 1 < 5, whilst the end support stands have designated areas for writing indexing numbers or comments.

Gilder Grids, Withambrook Industrial Park, Londonthorpe Road, Grantham, Lincs, NG31 9ST. United Kingdom
Tel: +44 (0)1476 560052 Fax: +44 (0)1476 568165 Email: sales@gildergrids.co.uk Web: www.gildergrids.co.uk

| Availability ●available -not available | | | | | | | | | | | Specifications | | | | | |
|---|---|---|---|---|---|---|---|---|---|---|---|---|---|---|---|---|
| GRID TYPE | Copper | Cu/Pd | Nickel | Gold | Mo | Size mm | | Number/vial | | | Mesh Lines/inch | Pitch m | Bar Width | Hole Width | Mark | |
| | | | | | | 3.05 | 2.3 | Mo | Au | Other | | | $\mu$m | $\mu$ m | Centre | Rim |
| G50 | ● | ● | ● | ● | - | ● | ● | - | 50 | 100 | 50 | 500 | 80 | 420 | ● | ● |
| G75 | ● | ● | ● | ● | - | ● | ● | - | 50 | 100 | 75 | 340 | 55 | 285 | ● | ● |
| G100 | ● | ● | ● | ● | ● | ● | ● | 25 | 50 | 100 | 100 | 250 | 45 | 205 | ● | ● |
| G150 | ● | ● | ● | ● | - | ● | ● | - | 50 | 100 | 150 | 165 | 40 | 125 | ● | ● |
| G175 | ● | ● | ● | ● | - | ● | - | - | 50 | 100 | 175 | 145 | 37 | 108 | ● | ● |
| G200 | ● | ● | ● | ● | ● | ● | ● | 25 | 50 | 100 | 200 | 125 | 35 | 90 | ● | ● |
| G200TH | ● | ● | ● | ● | - | ● | - | - | 50 | 100 | 200 | 125 | 40 | 85 | ● | ● |
| G200TT | ● | ● | ● | ● | - | ● | ● | - | 50 | 100 | 200 | 125 | 35-25 | 95 | ● | ● |
| G200T | ● | ● | ● | ● | - | ● | - | - | 50 | 100 | 200 | 125 | 40 | 85 | ● | ● |
| G250 | ● | ● | ● | ● | - | ● | - | - | 50 | 100 | 250 | 100 | 30 | 70 | ● | ● |
| G300 | ● | ● | ● | ● | - | ● | ● | - | 50 | 100 | 300 | 83 | 25 | 58 | ● | ● |
| G400 | ● | ● | ● | ● | - | ● | - | - | 50 | 100 | 400 | 62 | 25 | 37 | ● | ● |
| G600TT | ● | ● | ● | ● | - | ● | - | - | 50 | 100 | 600 | 42 | 16-10 | 30 | ● | - |
| G50P | ● | ● | ● | ● | - | ● | - | - | 50 | 100 | 50 | 500 | 84 | 416 | - | ● |
| G75P | ● | ● | ● | ● | - | ● | - | - | 50 | 100 | 75 | 340 | 70 | 270 | - | ● |
| G100P | ● | ● | ● | ● | - | ● | ● | - | 50 | 100 | 100 | 250 | 65 | 185 | - | - |
| G150P | ● | ● | ● | ● | - | ● | - | - | 50 | 100 | 150 | 165 | 50 | 115 | - | ● |
| G200P | ● | ● | ● | ● | - | ● | ● | - | 50 | 100 | 200 | 125 | 45 | 80 | - | - |
| G300P | ● | ● | ● | ● | - | ● | - | - | 50 | 100 | 300 | 83 | 35 | 48 | - | ● |
| G400P | ● | ● | ● | ● | - | ● | - | - | 50 | 100 | 400 | 62 | 40 | 22 | - | ● |
| G50PB | ● | ● | ● | ● | - | ● | - | - | 50 | 100 | 50 | 500 | 84 | 416 | - | ● |
| G75PB | ● | ● | ● | ● | - | ● | - | - | 50 | 100 | 75 | 340 | 70 | 270 | - | ● |
| G100PB | ● | ● | ● | ● | - | ● | ● | - | 50 | 100 | 100 | 250 | 65 | 185 | - | - |
| G150PB | ● | ● | ● | ● | - | ● | - | - | 50 | 100 | 150 | 165 | 50 | 115 | - | ● |
| G200PB | ● | ● | ● | ● | - | ● | ● | - | 50 | 100 | 200 | 125 | 45 | 80 | - | - |
| G300PB | ● | ● | ● | ● | - | ● | - | - | 50 | 100 | 300 | 83 | 35 | 48 | - | ● |
| G400PB | ● | ● | ● | ● | - | ● | - | - | 50 | 100 | 400 | 62 | 40 | 22 | - | ● |
| G75/300 | ● | ● | ● | ● | - | ● | - | - | 50 | 100 | 75-300 | 340-83 | 50-25 | 290-58 | - | - |
| G100/400 | ● | ● | ● | ● | - | ● | - | - | 50 | 100 | 100-400 | 250-62 | 45-25 | 205-37 | - | - |
| G50HEX | ● | ● | ● | ● | - | ● | - | - | 50 | 100 | 50 | 500 | 70 | 430 | - | ● |
| G75HEX | ● | ● | ● | ● | - | ● | - | - | 50 | 100 | 75 | 340 | 50 | 290 | - | ● |
| G100HEX | ● | ● | ● | ● | - | ● | - | - | 50 | 100 | 100 | 250 | 35 | 215 | - | - |
| G150HEX | ● | ● | ● | ● | - | ● | - | - | 50 | 100 | 150 | 165 | 35 | 130 | - | ● |
| G200HEX | ● | ● | ● | ● | - | ● | ● | - | 50 | 100 | 200 | 125 | 25 | 100 | - | - |
| G300HEX | ● | ● | ● | ● | - | ● | - | - | 50 | 100 | 300 | 83 | 25 | 58 | - | ● |
| G400HEX | ● | ● | ● | ● | - | ● | - | - | 50 | 100 | 400 | 62 | 25 | 37 | - | ● |
| G200HS | ● | | ● | ● | - | ● | - | - | 50 | 100 | 200 | 125 | 12 | 113 | - | ● |
| G200HH | ● | | ● | ● | - | ● | - | - | 50 | 100 | 200 | 125 | 12 | 113 | - | ● |
| G300HS | ● | | ● | ● | - | ● | - | - | 50 | 100 | 300 | 83 | 10 | 73 | - | ● |
| G300HH | ● | | ● | ● | - | ● | - | - | 50 | 100 | 300 | 83 | 10 | 73 | - | ● |
| G400HS | ● | | ● | ● | - | ● | - | - | 50 | 100 | 400 | 62 | 8 | 54 | - | ● |
| G400HH | ● | | ● | ● | - | ● | - | - | 50 | 100 | 460 | 57 | 8 | 49 | ● | ● |
| G600HH | ● | | ● | ● | - | ● | - | - | 50 | 100 | 698 | 37 | 8 | 29 | ● | ● |
| G600HSS | ● | | ● | ● | - | ● | - | - | 50 | 100 | 600 | 42 | 5 | 37 | - | ● |
| G600HHS | ● | | ● | ● | - | ● | - | - | 50 | 100 | 600 | 42 | 5 | 37 | - | ● |
| G1000HS | ● | | ● | ● | - | ● | - | - | 25 | 25 | 1000 | 25 | 6 | 19 | | ● |
| G1000HH | ● | | ● | ● | - | ● | - | - | 15 | 15 | 1000 | 25 | 6 | 19 | - | ● |
| G1500HS | ● | | ● | ● | - | ● | - | - | 15 | 15 | 1500 | 16.5 | 6 | 10.5 | - | ● |
| G1500HH | ● | | ● | ● | - | ● | - | - | 15 | 15 | 1500 | 16.5 | 6 | 10.5 | - | ● |
| G2000HS | ● | | ● | ● | - | ● | - | - | 10 | 10 | 2000 | 12.5 | 6 | 6.5 | - | ● |
| G2000HA | ● | | ● | ● | - | ● | - | - | 10 | 10 | 2000 | 12.5 | 6 | 6.5 | | ● |
| GVHS | ● | | ● | ● | - | ● | - | - | 50 | 100 | 200-400 | 125-62 | 10-10 | 115-52 | - | ● |
| | | | | | | | | | | | 150-300 | 165-83 | 10-10 | 155-73 | | |
| GA50 | ● | ● | ● | ● | - | ● | - | - | 50 | 100 | N/A | N/A | N/A | 50 | - | - |
| GA75 | ● | ● | ● | ● | - | ● | - | - | 50 | 100 | N/A | N/A | N/A | 75 | - | - |
| GA100 | ● | ● | ● | ● | - | ● | - | - | 50 | 100 | N/A | N/A | N/A | 100 | | - |
| GA150 | ● | ● | ● | ● | - | ● | - | - | 50 | 100 | N/A | N/A | N/A | 150 | - | - |
| GA200 | ● | ● | ● | ● | - | ● | - | - | 50 | 100 | N/A | N/A | N/A | 200 | - | - |
| GA300 | ● | ● | ● | ● | - | ● | - | - | 50 | 100 | N/A | N/A | N/A | 300 | - | - |
| GA400 | ● | ● | ● | ● | - | ● | - | - | 50 | 100 | N/A | N/A | N/A | 400 | - | - |
| GA500 | ● | ● | ● | ● | - | ● | - | - | 50 | 100 | N/A | N/A | N/A | 500 | | - |
| GA600 | ● | ● | ● | ● | - | ● | ● | - | 50 | 100 | N/A | N/A | N/A | 600 | - | - |
| GA800 | ● | ● | ● | ● | - | ● | - | - | 50 | 100 | N/A | N/A | N/A | 800 | - | - |
| GA1000 | ● | ● | ● | ● | ● | ● | ● | 25 | 50 | 100 | N/A | N/A | N/A | 1000 | - | - |
| GA1500 | ● | ● | ● | ● | - | ● | - | - | 50 | 100 | N/A | N/A | N/A | 1500 | - | - |
| GA2000 | ● | ● | ● | ● | - | ● | - | - | 50 | 100 | N/A | N/A | N/A | 2000 | - | - |
| GS1X0.2 | ● | ● | ● | ● | ● | ● | ● | - | 50 | 100 | N/A | N/A | N/A | 1000-200 | - | - |
| GS1.5X0.3 | ● | ● | ● | ● | ● | ● | - | - | 50 | 100 | N/A | N/A | N/A | 1500-300 | - | - |
| GS2X0.5 | ● | ● | ● | ● | - | ● | ● | - | 50 | 100 | N/A | N/A | N/A | 2000-500 | - | - |
| GS2X0.75 | ● | ● | ● | ● | - | ● | - | - | 50 | 100 | N/A | N/A | N/A | 2000-750 | - | - |
| GS2X1 | ● | ● | ● | ● | - | ● | - | 25 | 50 | 100 | N/A | N/A | N/A | 2000-1000 | - | - |
| GS2/3X1 | ● | ● | ● | ● | - | ● | - | 25 | 50 | 100 | N/A | N/A | N/A | 606-1000 | - | - |
| GS2X1.5 | ● | ● | ● | ● | - | ● | - | - | 50 | 100 | N/A | N/A | N/A | 2000-1500 | - | - |
| G100F1 | ● | ● | ● | ● | - | ● | - | - | 50 | 100 | 100 | 250 | See page 12 & individual spec. sheet | | | |
| G200F1 | ● | ● | ● | ● | - | ● | - | - | 50 | 100 | 200 | 125 | See page 12 & individual spec. sheet | | | |
| G200F2 | ● | ● | ● | ● | - | ● | - | - | 50 | 100 | 200 | 125 | See page 12 & individual spec. sheet | | | |
| G200HF3 | ● | ● | ● | ● | - | ● | - | - | 50 | 100 | 200 | 125 | See page 12 & individual spec. sheet | | | |
| G200F4 | ● | ● | ● | ● | - | ● | - | - | 50 | 100 | 200-250 | 125-105 | 20-15 | 105-90 | - | - |
| GD50/50 | ● | ● | ● | ● | - | ● | - | - | 50 | 100 | 50-50 | 500-500 | 70-70 | 430-430 | - | - |
| GD50/100 | ● | ● | ● | ● | - | ● | - | - | 50 | 100 | 50-100 | 500-250 | 70-55 | 430-195 | - | - |
| GD100/10 | ● | ● | ● | ● | - | ● | - | - | 50 | 100 | 100-100 | 250-250 | 50-50 | 200-200 | - | - |
| GD100/20 | ● | ● | ● | ● | - | ● | - | - | 50 | 100 | 100-200 | 250-125 | 50-40 | 200-85 | - | - |
| SEMF1 | ● | - | ● | ● | - | - | - | - | 5 | 10 | See page 14 & individual spec. sheet | | | | | |
| SEMF2 | ● | - | ● | ● | - | - | - | - | 5 | 10 | See page 14 & individual spec. sheet | | | | | |
| SEMf3 | ● | - | ● | ● | - | - | - | - | 5 | 10 | See page 14 & individual spec. sheet | | | | | |